




Allergy Test My Pet


Prepared For: Brian Newman
Owner of: Harry Newman


November 27, 2017

Allergy Test My Pet

This report is based on an analysis of 104 common allergens. Each is ranked in one of three ways:

1.  Harry has tested positive for this allergen.

2.  Harry may be reacting to the allergen but levels are not high enough for a positive reading.

3.  Harry has a negative reaction to this allergen.

Detailed Analysis



There are 6 Positive Results

1. Cockroach

Dogs may be reactive to cockroaches. The shedding, feces and body parts of the cockroach can trigger asthma and allergies in dogs. Additionally, dogs may be reactive to the various insecticides commonly used to control cockroaches. It is important to distinguish what they are reacting to.

The main symptoms of a cockroach allergy include severe skin irritation and itchiness. Other symptoms include sneezing, bumps, lethargy, red, weeping eyes, and rashes and redness - typically under the neck and chin as well as between the toes and the front legs. Dogs will show signs of frequent and obsessive scratching, licking or chewing the area, and rolling on the floor or ground. Ear irritations and gastrointestinal irritation are also common symptoms of a cockroach allergy.

Antihistamines are a topical treatment option for dogs suffering from itching or swelling due to a cockroach allergy. However, some dogs begin to develop a tolerance to antihistamines. Hydrocortisone shampoos and balms can help relieve skin discomfort - just make sure they do not ingest the medications.

If symptoms aren't alleviated, corticosteroid injections or oral pills can be recommended. Corticosteroids are a short term treatment options and can cause side effects, ranging from mild to more serious.

Immunotherapy is another treatment option. Once a test confirms the allergen is an allergy to cockroaches, an injection is prepared with antigens and is given to the dog weekly or monthly. It can be time consuming and expensive, but it has a very high success rate, especially in younger dogs

Allergy Test My Pet



2. Dust Mites

Dust mite allergies are due to dust mites, their body parts and dead bodies as well as dust mite waste. Dogs can be exposed to dust mites through body parts, dead or alive dust mites, and waste from dust mites.

Symptoms of a dust mite allergy include diarrhea, bald spots from scratching, hives, excessive licking, red and watery eyes, moist or crusty skin, runny nose, scratching, and sneezing.

Although any dog can develop a dust mite allergy, it is more prevalent in Bulldogs, German Shepherds, Miniature Schnauzers, Retrievers, Setters, Pugs, Terriers, and dogs over three months.

Treatment for a dust mite allergy include antihistamines, corticosteroids, and topical ointments like cortisone gel or cream. Special shampoos - like hypoallergenic ones - may also be prescribed.

Immunotherapy is another treatment option. Once a test confirms the allergen is dust mites, an injection is prepared with antigens and is given to the dog weekly or monthly. It can be time-consuming and expensive, but it has a very high success rate, especially in younger dogs.



3. Feathers

Dogs who are allergic to feathers can either have a contact allergy or an inhalant allergy. With a contact allergy, the feathers come in direct contact with the dog. An inhalant allergy affects the respiratory system.

With a feather allergy, the dog's immune system believes it is a threat and responds by creating antibodies to fight the 'enemy'. The immune system attempts to fight the attacker and tries to defend itself by releasing a histamine, leading to an allergic reaction.

Symptoms of a feather allergy include itchy skin, runny nose, conjunctivitis, coughing, wheezing, licking and chewing of the feet, skin irritation and small red bumps on the skin.

The removal of feathers from the dog's environment is the best treatment option. That may mean removing their bed or your bedding as well as any toys with feathers in them.

Veterinarians may also prescribe medications - like antihistamines - to help with itching. These topical treatments are only temporary treatments, though.



4. Grass

Grass allergies are caused by a powdery yellow pollen, not the grass itself. The powder is what flowers and grasses put out to be transferred from plant to plant by bees, birds, and the wind. Grass pollen can be absorbed through the skin, breathed into the lungs, brought into the house by humans, or by the dog licking their fur with grass pollen on it.

Symptoms of a grass pollen allergy include diarrhea, bald spots from scratching, hives, excessive licking, red and watery eyes, moist or crusty-like skin, runny nose, scratching, and sneezing.

Allergy Test My Pet

Although any dog can develop a grass pollen allergy, it is more prevalent in Bulldogs, German Shepherds, Miniature Schnauzers, Retrievers, Setters, Pugs, Terriers, and dogs over three months.

Treatment for a grass pollen allergy include antihistamines, corticosteroids, and topical ointments like cortisone gel or cream. Special shampoos - like hypoallergenic ones - may also prescribed.

Immunotherapy is another treatment option. Once a test confirms the allergen is grass, an injection is prepared with antigens and is given to the dog weekly or monthly. It can be time consuming and expensive, but it has a very high success rate, especially in younger dogs.



5. Pollen

Environmental allergies, also known as atopy allergies, occur when a dog's body releases an excess of histamine after they have been exposed to pollen. Their immune system then perceives it as a threat and responds by creating antibodies to fight the 'enemy.' The immune system attempts to fight the attacker and tries to defend itself by releasing a histamine, resulting in a reaction.

Symptoms of an atopy allergy include scratching, itching, biting, and chewing, often resulting hot spots. Other symptoms include bumps, coughing, ear infections, hair loss, nasal congestion, redness, shortness of breath, and sneezing.

Antihistamines are a typical treatment for environmental allergies. However, some dogs begin to develop a tolerance to antihistamines. Hydrocortisone shampoos and balms can help relieve skin discomfort, just make sure they do not ingest the medications.

If symptoms aren't alleviated, corticosteroid injections or oral pills can be recommended. Most seasonal environmental allergies tend to worsen over time, leading to year-round allergies. Corticosteroids are a short-term treatment options and can cause side effects, ranging from mild to more serious.

Immunotherapy is another treatment option. Once a test confirms the allergen is pollen, an injection is prepared with antigens and is given to the dog weekly or monthly. It can be time consuming and expensive, but it has a very high success rate, especially in younger dogs.



6. Propylene Glycol n-Butyl Ether

Propylene glycol n-butyl ether is a common ingredient found in cleaning products such as Swiffer products and a variety of paint and cleaning products. Household cleaners and other items containing this substance are a common source of sensitivities to many dogs. This may be compounded with the fact that dogs are on the floor and in constant contact with this chemical.

Antihistamines are a typical treatment for propylene glycol n-butyl ether allergies. However, some dogs begin to develop a tolerance to antihistamines. Hydrocortisone shampoos and balms can help relieve skin discomfort, just make sure they do not ingest the medications.

If symptoms aren't alleviated, corticosteroid injections or oral pills can be recommended. Corticosteroids are a short-term treatment options and can cause side effects, ranging from mild to more serious.

Allergy Test My Pet

Immunotherapy is another treatment option. Once a test confirms the allergen, an injection is prepared with antigens and is given to the dog weekly or monthly. It can be time-consuming and expensive, but it has a very high success rate, especially in younger dogs.



?

There are 2 Neutral Results

1. House Fly

Many different insects in the Diptera family can cause reactions in dogs and house flies are one of them.

Dogs may be reacting to the flies or the fly bites. Flies can also transmit bacteria and other parasites which a dog may react to. Flies in early stages of their life cycle are maggots and dogs can react to maggots as well. Reactions may result in red bumps, itchy spots and hair loss. The main symptoms of a fly allergy may include severe skin itchiness and irritation. Other symptoms include sneezing, bumps, lethargy, red, weeping eyes, and rashes and redness - typically under the neck and chin as well as between the toes and the front legs. Dogs will show signs of frequent and obsessive scratching, licking or chewing the area, and rolling on the floor or ground. Ear irritations and gastrointestinal irritation are also common symptoms.

Topical antihistamines are a possible treatment option for dogs suffering from itching or swelling due to a fly reaction. However, some dogs begin to develop a tolerance to antihistamines. Hydrocortisone shampoos and balms can help relieve skin discomfort - just make sure they do not ingest the medications.

If symptoms aren't alleviated, corticosteroid injections or oral pills can be recommended. Corticosteroids are a short-term treatment options and can cause side effects, ranging from mild to more serious.

Immunotherapy is another treatment option. Once a test confirms there is an ant allergy, an injection is prepared with antigens and is given to the dog weekly or monthly. It can be time-consuming and expensive, but it has a very high success rate, especially in younger dogs.



?

2. Lemon

Although lemons are technically safe for dogs, many canines don't like the taste of them. In fact, some dogs can be allergic to lemons. With a lemon allergy, the dog's immune system believes it is a threat and responds by creating antibodies to fight the 'enemy'. The immune system attempts to fight the attacker and tries to defend itself by releasing a histamine, resulting in an allergic reaction.

Dogs can either have a lemon allergy or a lemon intolerance. A lemon allergy affects the immune system and a lemon intolerance affects the digestive system.

Symptoms of a lemon allergy include chronic ear pain and inflammation, hives, itching, runny nose, paw biting, nausea, and vomiting. Some dogs can suffer from abdominal pain or constipation if suffer from a lemon intolerance.

For hives and itching due to a lemon allergy, veterinarians may prescribe ointments or medications like antihistamines and corticosteroids. If a dog is sensitive to lemons they should be removed from the diet.

If the dog is suffering from a secondary skin infection, antibiotics may be prescribed. Omega-3's and probiotics are sometimes prescribed as well to help support the immune system and protect

Allergy Test My Pet

the skin.



There are 96 Negative Results

Alligator	Almond Oil	Ants
Apple	Asparagus	Banana
Barley	Beaver	Beef
Beet	Bell Pepper	Blue-Green Algae
Blueberry	Broccoli	Brown Rice
Brussels Sprout	Buckwheat	Buffalo/Bison
Canola Oil	Carrot	Celery
Chick Pea	Chicken	Chicken Egg
Chlorella	Co-Q-10	Coconut Oil
Cod Liver Oil	Corn	Cottonseed Oil
Cranberry	Cucumber	Dairy
Duck	Duck Egg	Elk
Fish Meal	Flaxseed Oil	Fleas
Gelatin	Ginger	Glucosamine
Grains (Bread)	Green Beans	Green Lipped Mussel
Green Peas	Kale	Kangaroo
Kelp	Kidney Beans	Lamb
Limonene	Mackerel	Molasses
MSM (sulphur)	Oat	Olive Oil
Orange	Ostrich	Peanut Butter
Pear	Pheasant	Pomegranate
Pork	Potato	Psyllium
Pumpkin	Rabbit	Safflower Oil
Salmon	Sardines	Shrimp
Sorghum	Soy	Spinach
Squash	Strawberry	Sunflower Oil
Sweet Potato	Tapioca	Tobacco
Tomato	Tuna	Turkey
Turmeric	Turnip	Vegetable Oil
Venison	Watermelon	Wheat
Whey	White Rice	Yam
Yogurt	Yucca	Zucchini

Allergy Test My Pet is a trademark owned by Canadian Dog Group Ltd. c.o.b as Allergy Test My Pet.

Allergy Test My Pet is designed to test for sensitivities in your pet, not true allergies which are immediate and can have severe consequences. Sensitivity testing indicates a delayed response by your pet's antibodies to the allergen being tested.

This test is designed to help you learn the sensitivities your pet may be experiencing so you can have a better understanding of what your pet may not be able to tolerate. There are a number of options available to deal with these sensitivities. We recommend discussing them with your veterinarian to find the solution that is best for you. This can include introducing a new diet to your pet, eliminating certain foods and medications.

This test is not intended to offer medical advice and if your pet is experiencing symptoms we recommend seeking the advice of a professional. We hope this test will put your pet on the right path to wellness.